



\*Illustrative use images

### CHEVROLET COLORADO CREW CAB

Code	Name	Chassis	Package	Description
12L43	LS	Crew Cab	J	LS / 4-cylinder, 2.5L Turbo diesel engine / 2WD / 6-speed manual transmission / Power:163hp@3600 rpm, Torque:280 lb-pie@2000 rpm
12L43	LT	Crew Cab	K	LT / 4-cylinder, 2.5L Turbo diesel engine / 2WD / 6-speed manual transmission / Power:163hp@3600 rpm, Torque:280 lb-pie@2000 rpm
12L43	LT	Crew Cab	L	LT / 4-cylinder, 2.5L Turbo diesel engine / 4WD / 6-speed manual transmission / Power:163hp@3600 rpm, Torque:280 lb-pie@2000 rpm
12L43	LT	Crew Cab	M	LT / 4-cylinder, 2.8L Turbo diesel engine / 4WD / 6-speed automatic transmission / Power:200hp@3600 rpm, Torque: 369 lb-pie@2000 rpm
12L43	LTZ	Crew Cab	P	LTZ 4-cylinder, 2.8L Turbo diesel engine / 4WD / 6-speed automatic transmission / Power:200hp@3600 rpm, Torque: 369 lb-pie@2000 rpm

## DIMENSIONS

Colorado Crew Cab Package J (LS) 2.5L 4X2					
<b>EXTERIOR</b>			<b>INTERIOR (FRONT DIMENSIONS)</b>		
Length	5,361 mm	210.69 in	Front head room	1,005 mm	39.50 in
Width	1,872 mm	73.57 in	Front shoulder room	1,488 mm	58.48 in
Height(Roof)	1,697 mm	66.69 in	Front hip room	1,379 mm	54.19 in
Wheelbase	3,096 mm	121.67 in	Front leg room	1,045 mm	41.07 in
<b>CAPACITIES</b>			<b>INTERIOR (REGULAR DIMENSIONS)</b>		
Trailer capacity	3,500 kg	7716.17 lb	Rear head room	973 mm	38.24 in
Payload	1,077 kg	2374.38 lb	Rear shoulder room	1,472 mm	57.85 in
<b>Fuel tank</b>	76 L	20.06 gal	Rear hip room	1,416 mm	55.65 in
			Rear leg room	856 mm	33.64 in
<b>WEIGHTS &amp; CAPACITIES</b>			<b>CARGO BOX</b>		
Gross weight	2,955 kg	6514.65 lb	Length	1,484 mm	58.32 in
			Width at Floor	1,534 mm	60.29 in
			Width-w/houses	1,122 mm	44.09 in
			Height	466 mm	18.31 gal

Colorado Crew Cab Package K (LT) MT 2.5L 4X2					
<b>EXTERIOR</b>			<b>INTERIOR (FRONT DIMENSIONS)</b>		
Length	5,361 mm	210.69 in	Front head room	1,005 mm	39.50 in
Width	1,872 mm	73.57 in	Front shoulder room	1,488 mm	58.48 in
Height(Roof)	1,704 mm	66.97 in	Front hip room	1,379 mm	54.19 in
Wheelbase	3,096 mm	121.67 in	Front leg room	1,045 mm	41.07 in
<b>CAPACITIES</b>			<b>INTERIOR (REGULAR DIMENSIONS)</b>		
Trailer capacity	3,500 kg	7716.17 lb	Rear head room	973 mm	38.24 in
Payload	1,068 kg	2354.53 lb	Rear shoulder room	1,472 mm	38.24 in
<b>Fuel tank</b>	76 L	20.06 gal	Rear hip room	1,416 mm	57.85 in
			Rear leg room	856 mm	55.65 in
<b>WEIGHTS &amp; CAPACITIES</b>			<b>CARGO BOX</b>		
Gross weight	2,955 kg	6514.65 lb	Length	1,484 mm	58.32 in
			Width at Floor	1,534 mm	60.29 in
			Width-w/houses	1,122 mm	44.09 in
			Height	466 mm	18.31 in

## DIMENSIONS

Colorado Crew Cab					
Package L (LT) 2.5L 4X4 & M (LT) 2.8L 4X4					
<b>EXTERIOR</b>			<b>INTERIOR (FRONT DIMENSIONS)</b>		
Length	5,361 mm	210.69 in	Front head room	1,005 mm	39.50 in
Width	1,872 mm	73.57 in	Front shoulder room	1,488 mm	58.48 in
Height(Roof)	1,791 mm	70.39 in	Front hip room	1,379 mm	54.19 in
Wheelbase	3,096 mm	121.67 in	Front leg room	1,045 mm	41.07 in
<b>CAPACITIES</b>			<b>INTERIOR (REGULAR DIMENSIONS)</b>		
Trailer capacity	3,500 kg	7716.17 lb	Rear head room		
Payload	1,043 kg	2299.42 lb	Rear shoulder room	973 mm	38.24 in
<b>Fuel tank</b>	76 L	20.06 gal	Rear hip room	1,472 mm	57.85 in
			Rear leg room	1,416 mm	55.65 in
				856 mm	33.64 in
<b>WEIGHTS &amp; CAPACITIES</b>			<b>CARGO BOX</b>		
Gross weight	3,045 kg	6713.07 lb	Length	1,484 mm	58.32 in
			Width at Floor	1,534 mm	60.29 in
			Width-w/houses	1,122 mm	44.09 in
			Height	466 mm	18.31 in

Colorado Crew Cab					
Package P (LTZ) 2.8L 4X4					
<b>EXTERIOR</b>			<b>INTERIOR (FRONT DIMENSIONS)</b>		
Length	5,361 mm	210.69 in	Front head room	1,005 mm	39.50 in
Width	1,872 mm	73.57 in	Front shoulder room	1,488 mm	58.48 in
Height(Roof)	1,800 mm	70.74 in	Front hip room	1,379 mm	54.19 in
Wheelbase	3,096 mm	121.67 in	Front leg room	1,045 mm	41.07 in
<b>CAPACITIES</b>			<b>INTERIOR (REGULAR DIMENSIONS)</b>		
Trailer capacity	3,500 kg	7716.17 lb	Rear head room		
Payload	1,002 kg	2209.03 lb	Rear shoulder room	973 mm	57.85 in
<b>Fuel tank</b>	76 L	20.06 gal	Rear hip room	1,472 mm	55.65 in
			Rear leg room	1,416 mm	33.64 in
				856 mm	0.00 in
<b>WEIGHTS &amp; CAPACITIES</b>			<b>CARGO BOX</b>		
Gross weight	3,045 kg	6713.07 lb	Length	1,484 mm	60.29 in
			Width at Floor	1,534 mm	44.09 in
			Width-w/houses	1,122 mm	18.31 in
			Height	466 mm	18.31 in

## PACKAGES

Code	Package	Description
12L43	J	<b>LS</b> <ul style="list-style-type: none"> <li>• 4-cylinder, 2.5L Turbo diesel engine (163hp)</li> <li>• 4x2</li> <li>• 6-speed manual transmission</li> <li>• Front disc and rear drum brakes</li> <li>• Front air bags</li> <li>• 15" steel wheels</li> <li>• Power windows with Express Up / Down function</li> <li>• Black outside handles</li> <li>• Outside mirrors, manual adjustment manual folding</li> <li>• Front air conditioning with manual controls</li> <li>• Radio AM/FM and Aux In, 4 speakers</li> </ul>
12L43	K	<b>LT</b> Same content as J (12L43) plus: <ul style="list-style-type: none"> <li>• 16" aluminum wheels</li> <li>• Body color outside handles</li> <li>• Body color outside mirrors with electric adjustment, manual folding and turn signal</li> <li>• Info-entertainment Chevrolet® 7" touchscreen, 6 speakers</li> </ul>
12L43	L	<b>LT</b> Same content as K (12L43) plus: <ul style="list-style-type: none"> <li>• 4X4</li> <li>• Front disc and rear drum brakes with ABS</li> <li>• Fog lamps</li> </ul>
12L43	M	<b>LT</b> Same content as L (12L43) plus: <ul style="list-style-type: none"> <li>• 4-cylinder, 2.8L Turbo diesel engine (200hp)</li> <li>• 6-speed automatic transmission</li> </ul>
12L43	P	<b>LTZ</b> Same content as M (12L43) plus: <ul style="list-style-type: none"> <li>• 18" aluminum wheels</li> <li>• Body color outside handles with chrome strip</li> <li>• Outside chrome mirrors with electric adjustment, electric folding and turn signal</li> <li>• Front, manual control, automatic on-off control, LED daytime running headlamps</li> <li>• Front, automatic air conditioning</li> <li>• Running board</li> <li>• Roof rails</li> <li>• Leather-wrapped steering wheel with audio controls</li> <li>• Cruise control</li> <li>• Info-entertainment Chevrolet® 8" touchscreen, 7 speakers Premium</li> <li>• Remote vehicle starter system</li> <li>• Rear view camera</li> <li>• Lane departure sensor</li> <li>• Park assist</li> <li>• Collision alert sensor</li> </ul>

## STANDAR EQUIPMENT

RPO		EXTERIOR	
AXG/ AEF/ AER	Power Windows	With Express Up / Down function	▪
AKJ	Windshield	Shade band	▪
VB5	Fascia	Front, body color	▪
BHC	Emblem	Chevrolet	▪
U71	Antenna	Roof	▪
INTERIOR			
AG5	<b>Seats</b>	Passenger, 2-way manual adjustment	▪
A51		Front, bucket	▪
AUW AM7		Rear folding 60/40	▪
TCA	<b>Lamp</b>	Dome, center	▪
KH8	<b>Power outlet</b>	Front	▪
UDC	<b>Instrument panel</b>	Monochromatic	▪
BS1		Insulation acoustic system	▪
ENGINE/ CHASSIS / MECHANICAL			
VJQ	<b>Tow hook</b>	Front	▪
ULS	<b>Steering Wheel</b>	Mechanical lock	▪
FHW	<b>Fuel</b>	Diesel	▪
T67	<b>Battery</b>	12V, 70AH, 512 ENCCA	▪
KG9	<b>Generator</b>	140 AMP	▪
NM0	<b>Emission System</b>	Euro 2	▪
SAFETY			
V33/ TR8	<b>Tool Kit</b>	With Reflector warning	▪
ECA	<b>Key</b>	Foldable	▪
ATG	<b>Locks</b>	Remote entry	▪
AT7	<b>Seat belt</b>	Rear, 3-points	▪
AK5	<b>Airbags</b>	Front for driver and passenger	▪
BAE		Immobilizer	▪
RYG	<b>Assembly plant</b>	Rayong, Thailand	▪

- Equipment Included

# 2020 CHEVROLET GMCC VEHICLE ORDERING GUIDE COLORADO

## EQUIPMENT BY PACKAGE

			12L43	12L43	12L43	12L43	12L43
			LS	LT	LT	LT	LTZ
RPO	EXTERIOR		J	K	L	M	P
WAI	Emblem	LT	—	▪	▪	▪	—
WEJ		LTZ	—	—	—	—	▪
RRL	Wheels	15" steel	▪	—	—	—	—
WQS		16" aluminium	—	▪	—	—	—
WQW		16" aluminium	—	—	▪	▪	—
RQJ		18" aluminium	—	—	—	—	▪
RU2	Spare wheel	15" steel	▪	▪	—	—	—
RIR		16" aluminium	—	—	▪	▪	▪
PKY	Tires	ALL-195R15	▪	—	—	—	—
R2S		ALL-215/70R16	—	▪	—	—	—
RP5		ALL-245/70R16	—	—	▪	▪	—
QH6		ALL-265/60R18	—	—	—	—	▪
R2U		Spare tire, 195R15C	▪	▪	—	—	—
ZJE		Spare tire, 245/70R16	—	—	▪	▪	▪
CE1		Wipers	Sensitive	—	—	—	—
DBI	Outside mirrors	Manual adjustment, manual folding	▪	—	—	—	—
DGJ		Body color, electric adjustment, manual folding and turn signal	—	▪	▪	▪	—
DGF		Chrome, electric adjustment, electric folding and turn signal	—	—	—	—	▪
DD8	Rear view mirror	Electrochromic	—	—	—	—	▪
TK3	Grille	Silver with chrome moldings	—	▪	▪	▪	—
V22		Chrome	—	—	—	—	▪
V42	Fascia	Rear, chrome	—	—	—	—	▪
B87	Moldings	Black side moldings	—	—	▪	▪	—
VH4	Mud flaps		▪	▪	—	—	—
BVE	Running board		—	—	—	—	▪
T3U	Headlamps	Fog lamps	—	—	▪	▪	▪
TR6		Front, manual control	—	—	—	—	▪
T83		Automatic on-off control	—	—	—	—	▪
T7E		LED daytime running	—	—	—	—	▪
VGA	Roof rails		—	—	—	—	▪
D72	Outside handles	Black	▪	—	—	—	—
D75		Body color	—	▪	▪	▪	—
D7A		Body color with chrome strip	—	—	—	—	▪
D87		Rear, black color	▪	▪	▪	▪	—
E3E		Rear, chrome	—	—	—	—	▪
INTERIOR							
N33	Steering wheel	Tiltable	—	▪	▪	▪	▪
K34	Cruise control		—	—	—	—	▪
C60	Air conditioning	Front with manual controls	▪	▪	▪	▪	—
C68		Front, automatic	—	—	—	—	▪
C49	Defogger	Rear, electric	—	▪	▪	▪	▪
D54	Console	Front compartment, floor without lid	▪	—	—	—	—
D53		Front compartment, floor with lid	—	▪	▪	▪	▪

• Equipment included

— Equipment not included

# 2020 CHEVROLET GMCC VEHICLE ORDERING GUIDE COLORADO

			12L43	12L43	12L43	12L43	12L43
			LS	LT	LT	LT	Ltz
RPO	INTERIOR		J	K	L	M	P
DK6	<b>Console</b>	Roof	-	-	-	-	▪
KH4	<b>Park brake handle</b>	Black	▪	▪	▪	▪	-
JA3		Chrome	-	-	-	-	▪
E22	<b>Assist handles</b>	Rear	-	▪	▪	▪	▪
E27		Passenger	-	▪	▪	▪	▪
E28		Driver	-	-	▪	▪	▪
N30	<b>Steering wheel</b>	Deluxe	▪	▪	▪	▪	-
NP5		Leather-wrapped	-	-	-	-	▪
W1Y		With audio controls	-	-	-	-	▪
C74	<b>Illumination lamp</b>	Roof, dual reading	-	▪	▪	▪	-
AG4	<b>Seats</b>	Driver, 2-way manual adjustment	-	▪	▪	▪	-
AHT		Driver, with multidirectional electric adjustment	-	-	-	-	▪
E98		Pockets front seats, driver	-	-	-	-	▪
E99		Pockets front seats, passenger	-	-	-	-	▪
KC7	<b>Power outlet</b>	Rear	-	▪	▪	▪	▪
DA5	<b>Armrest</b>	Rear, central	-	-	-	-	▪
DLU	<b>Van-sunshade</b>	Driver without mirror and passenger with mirror	-	▪	▪	▪	▪
6NE	<b>Inside handles</b>	Silver color	-	▪	▪	▪	-
E33		Bright Chrome	-	-	-	-	▪
IP1	<b>Radio</b>	Radio AM/FM y Aux In	▪	-	-	-	-
IOB		Info-entertainment Chevrolet® 7" touchscreen, AM/FM, Aux in, USB, Bluetooth®, Smartphone integration	-	▪	▪	▪	-
IO5		Info-entertainment Chevrolet® 8" touchscreen, Aux in, USB, Voice recognition, Bluetooth, Apple CarPlay®, Android Auto® and audio streaming	-	-	-	-	▪
UW4	<b>Speakers</b>	4	▪	-	-	-	-
UW5		6	-	▪	▪	▪	-
U65		7 Premium	-	-	-	-	▪
UJM		Tire pressure indicator	-	-	-	-	▪
ECB	<b>Key</b>	Foldable	-	-	-	-	▪
PTJ		Remote key	-	-	-	-	▪
RPO	ENGINE / CHASSIS / MECHANICAL						
LKH	<b>Engine</b>	Diésel, 2.5L Turbo, 4 cylinder, DI, DOHC, 115KW (Power:163hp@3600 rpm, Torque:280 lb-pie@2000 rpm)	▪	▪	▪	-	-
LWN		Diésel, 2.8L Turbo, 4 cylinder, DI, DOHC, XLDE (Potencia:200hp@3600 rpm, Torque: 369 lb-pie@2000 rpm (AT))	-	-	-	▪	▪
NQV	<b>Transfer case</b>	2 speeds, electric shift with mode 4WD	-	-	▪	▪	▪
MA2	<b>Transmission</b>	6-speed manual transmission	▪	▪	▪	-	-
MYB		6-speed automatic transmission	-	-	-	▪	▪
M97		Transmission shifter interlock	-	-	-	▪	▪
N40	<b>Steering</b>	Power	▪	▪	▪	-	-
NJ2		Electric	-	-	-	▪	▪
F87	<b>Chassis</b>	Heavy Duty	▪	▪	-	-	-
TNB		Raised frame height	-	-	▪	▪	▪

- Equipment included
- Equipment not included

# 2020 CHEVROLET GMCC VEHICLE ORDERING GUIDE COLORADO

			12L43	12L43	12L43	12L43	12L43
			LS	LT	LT	LT	Ltz
RPO	MOTOR / CHASSIS / MECHANICAL		J	K	L	M	P
GT4	<b>Axle ratio</b>	3.73	▪	▪	▪	–	–
GU6		3.42	–	–	–	▪	▪
G80	<b>Axle</b>	Limited slip	–	–	–	–	▪
J41	<b>Brakes</b>	Front disc and rear drum	▪	▪	–	–	–
JM4		Front disc and rear drum with ABS	–	–	▪	▪	▪
EN5	<b>Locks</b>	In cargo box	–	▪	▪	▪	▪
BTV	<b>Remote vehicle starter system</b>	Through remote control	–	–	–	–	▪
SAFETY							
UVC	<b>Rear view Camera</b>	Monochromatic	–	–	–	–	▪
UFL	<b>Lane departure sensor</b>	Detects when the car is approaching from the lane boundary lines. In addition to this, the system turns the direction to return the vehicle to the lane if the driver hasn't done	–	–	–	–	▪
UD5	<b>Park assist</b>	Acoustic alarm, includes alert that appears in the cluster indicating the proximity of the front and rear obstacle	–	–	–	–	▪
UEU	<b>Collision alert sensor</b>	Alerts you to slowing vehicles detected in your path. The icon appears green when a car has been detected, amber when it is near the car and red when approaching very quickly. The distance indicator appears in the cluster. Drivers can set the following distance indicator to far, medium, near or Off	–	–	–	–	▪
UTJ UTP	<b>Theft-deterrent system</b>	Electric	–	–	–	–	▪

- Equipment included
- Equipamento not included



## EXTERIOR COLORS / INTERIOR TRIM

### LS - J (12L43) PACKAGE CLOTH TRIM

Exterior color	Exterior Color code	Interior trim
		Jet black / Dark ash H2R
Bright silver metallic	GAN	•
White	GAZ	•
Black carbon metallic	GB0	•
Steel gray metallic	GYM	•
Red solid	GG2	•
Electric blue metallic	G8P	•

### LT -K (12L43), LT - L (12L43), LT - M (12L43) PACKAGES CLOTH TRIM

Exterior color	Exterior Color code	Interior trim
		Jet black / Dark ash HSM
Bright silver metallic	GAN	•
White	GAZ	•
Black carbon metallic	GB0	•
Steel gray metallic	GYM	•
Red solid	GG2	•
Electric blue metallic	G8P	•

### LTZ - P (12L43) PACKAGES CLOTH TRIM

Exterior color	Exterior Color code	Interior trim
		Jet black / Dark ash H9B
Bright silver metallic	GAN	•
White	GAZ	•
Black carbon metallic	GB0	•
Steel gray metallic	GYM	•
Red solid	GG2	•
Electric blue metallic	G8P	•

## EXTERIOR COLORS



Bright silver metallic (GAN)



Black carbon metallic (GB0)




Red solid (GG2)



Steel gray metallic (GYM)




Electric blue metallic (G8P)



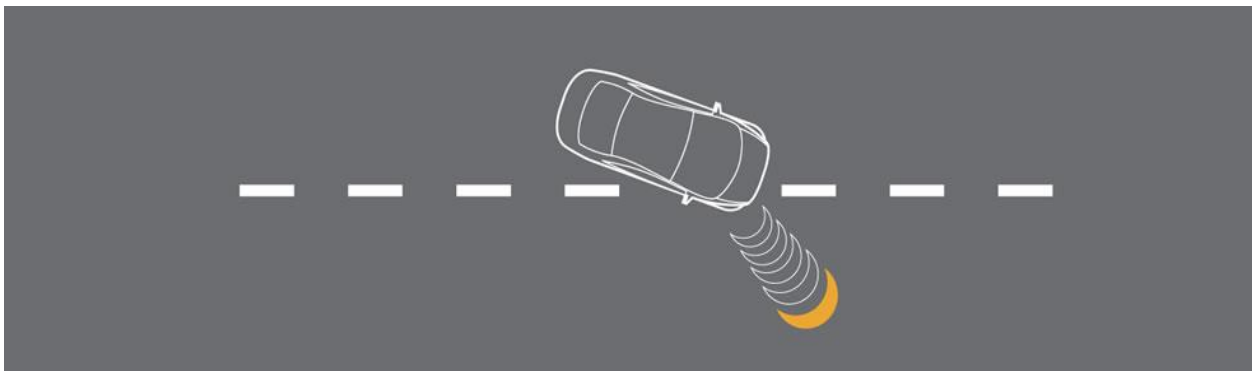
White (GAZ)

\*Illustrative use images

## SENSOR



Collision alert Sensor (UEU) - Alerts you to slowing vehicles detected in your path.



Lane departure Sensor (UFL)- Detects when the car is approaching from the lane boundary lines.

Images for illustrative purposes only